

## Scientific studies

Campbell reviewed the European experience with HyCoSy in 1994, showing that the results were very operator dependent. There have been numerous small studies published, largely from Germany, confirming results comparable to HSG in accuracy for tubal patency.

## Is there any discomfort?

There can be mild discomfort associated with this procedure, particularly if the Fallopian tubes are blocked. Taking an analgesic such as Naprogesic (two tablets) half an hour before the procedure is recommended.

## Summary

HyCoSy provides a low-risk, outpatient procedure that is of comparable accuracy to HSG, indicating which direction further diagnosis and treatment of infertility should take. This technique, along with transvaginal ultrasound, is an ideal screening test for tubal patency in the investigation of infertility.

## Sydney Ultrasound for Women

SUFW is recognised as a leading centre for fetal medicine and prenatal diagnosis.

SUFW is able to offer Cystic Fibrosis carrier testing as they have two Clinical Geneticists, a Genetic Counsellor and five other specialists in prenatal diagnosis who can provide expert advice on the complex issues surrounding Cystic Fibrosis.



# HyCoSy

## Hysterosalpingo- Contrast- Sonography



### Locations:

Suite 1705  
17th Floor  
Westfield Tower 1  
500 Oxford Street  
**Bondi Junction 2022**  
TEL 02 9388 0955  
FAX 02 9388 0933

Suite 3  
29 Belmore Street  
**Burwood 2134**  
TEL 02 9745 4054  
FAX 02 9744 8854

1st Floor  
56 Neridah Street  
**Chatswood 2067**  
TEL 02 9413 9196  
FAX 02 9413 3863


1st Floor, Suite 7  
22 Belgrave Street  
**Kogarah 2217**  
TEL 02 9553 9611  
FAX 02 9587 4880

Suite 205, 2nd Floor  
161 Bigge Street  
**Liverpool 2170**  
TEL 02 9822 8447  
FAX 02 9822 7761

RPAH Medical Centre  
404/100 Carillon Ave  
**Newtown 2042**  
TEL 02 9516 2064  
FAX 02 9550 6257

2nd Floor  
4 O'Connell Street  
**Sydney 2000**  
TEL 02 9221 8099  
FAX 02 9235 3968

For more information visit our website at > [www.sufw.com.au](http://www.sufw.com.au)  
Appointments central booking number: 1300 55 SCAN (1300 55 7226)



## The causes of infertility

Infertility affects up to 10% of couples in the Western World and 20-40% of these cases may be due to previous abdominal surgery or infection of the fallopian tube.

## Management of tubal disease

The management of tubal (Fallopian) disease as a cause of infertility has changed dramatically in recent years. This is largely due to the rapidly improving results of assisted conception through in-vitro fertilisation (IVF) compared to the disappointing results achieved through tubal microsurgery.

## The function of the Fallopian tube

The ovary produces the egg and it needs to meet the sperm if pregnancy is to eventuate. After fertilisation occurs, the embryo must progress to the uterine cavity, where it implants. If the tube is blocked, then the egg and sperm will not meet. If the embryo, after fertilisation, does not pass through the tube at the normal rate, then it can implant in the Fallopian tube. This is called an ectopic pregnancy.

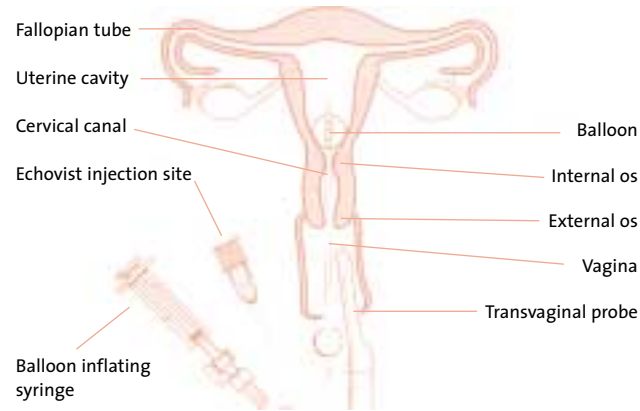
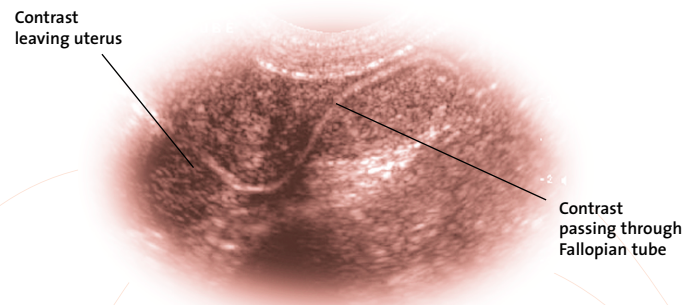


Diagram of the HyCoSy procedure >



The contrast agent can be seen in the Fallopian tube >

## History

Prior to the development of HyCoSy, routine investigation of tubal patency (whether the tubes are blocked or clear) through hysterosalpingography (HSG) and laparoscopy with dye was expensive, time consuming and unpleasant for the patient as these involved the use of surgery, general anaesthesia, hospitalisation as well as ionising radiation.

## HyCoSy explained

Hysterosalpingo-contrast-sonography (HyCoSy) is a transvaginal ultrasound technique in which a solution of galactose and 1% palmitic acid (Levovist) – or a mixture of air and saline – is infused into the uterine cavity and observed to flow along the Fallopian tubes to assess tubal patency. The bright echoes generated by the Levovist makes tubal visualisation easier, which is further improved by the addition of colour Doppler imaging.

## Why HyCoSy?

In recent years HyCoSy has increasingly been used in preference to hysterosalpingography (HSG) and laparoscopy as a first line investigation for infertility because of its convenience and safety. HyCoSy also allows examination of the other pelvic organs and because it is a dynamic study and can give valuable information regarding tubal function.